

MOD.	BLADE (mm)	CUTTING (mm)	
		HEIGHT	SIDE
ST 200	1600	180	175
ST 230	1740	220	195
ST 270	1985	270	225
ST 320	2340	320	275

ST 200
Pusher



ST 230/270/320
Pusher



ST 230/270/320
Half sliding table



ST-P 230/270/320
Pedestal



ST-P 230/270/320
Wheeled pedestal



MOD.	BLADE (mm)	CUTTING (mm)	
		HEIGHT	SIDE
STL 350	2500	350	275
STL 390	2910	400	335
STL 430	3155	420	375
STL 480	3500	480	425
STL 800	3715	550	700

STL - F
Fix table
Pusher



STL - F
Fix table
Half sliding table



STL - M
Bearing table



STL - R
Ramp table



STL - B
Banked table



STL - H
Special cutting height



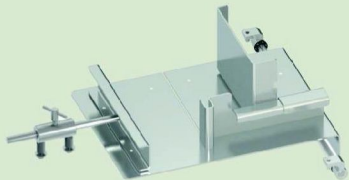
STL 800 - F
Fix table



STL 800 - M
Bearing table



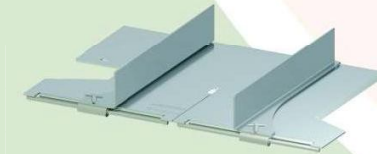
ST - STL
Sliding table




STL
Adjustable Thickness plate



ST - STL
Double Thickness plate



STL
Folding Roller table



STL - ST-P
Special height legs



STL
Blade cooling



**O
P
T
I
O
N
S**


ST - STL
Protector half sliding table



ST - STL
Pusher half sliding table



STL
Roller Table



STL - ST-P
Wheels

